

Consultation summary: Support for working age adults

We want to improve the way we support working age adults, building on their strengths, providing care that maximises their independence and supporting more people to stay living at home. This will ensure our limited budget is spent on meeting eligible needs in the best and most cost-effective way.

A working age adult is someone aged between 18 and 64. Long-term care means someone has met the Care Act eligibility criteria to receive ongoing support from us.

Our research has shown that we spend more on packages of care for working age adults than similar local authorities. We are providing long-term care to more people and have a higher number who are receiving their care in a residential setting.

We had a budgeted spend on working age adults of nearly £50 million net last year. There are currently over 2,500 working age adults receiving a long-term package of care from us. We are planning to save £247,000 from the budget this year.

We want to use this consultation to share our research and find out what partners, providers and people think about what we are proposing to do next. Please note that we will continue to review people's needs as normal during the consultation period.

How to take part

The detailed consultation information explains the background, what we have learned so far, and what we are proposing to do. You can fill in the survey online or in hard copy, but you can also send us a letter or email – whatever works for you. If you need this information in another format or you need help to take part please contact us.

- Visit the website: www.eastsussex.gov.uk/WAA
- Email us your feedback: consultationASC@eastsussex.gov.uk
- Post us your feedback: WAA Consultation, North A Floor, County Hall, St Anne's Crescent, Lewes, BN7 1UE
- You can also call us between 9am-12pm Mon-Thurs on: 01273 481 242

The consultation will close on 13 August 2019.

What happens next?

A decision will be made by members in September about what happens next.

Consultation information: Support for working age adults

Budget for 2019/20

- **We need to make savings of £730,000 in Adult Social Care in 2019/20.**

The Council faces considerable ongoing financial challenges and the choices between saving and spending are difficult. We have already saved over £130 million in this decade.

On 5 February members agreed the budget and plan for 2019/20, which will see the Council make savings of £5.1 million. The savings required for Adult Social Care were reduced by one-off funding from central Government. However, we still need to make savings of £730,000 overall.

Why are we consulting?

- **We want to bring our spend in to line with similar local authorities, ensuring our support is the best and most cost-effective way of meeting people's eligible needs.**

Our aim in adult social care is to enable people to live as healthy and independent a life as they can, for as long as they can. We look at people's strengths, capabilities, wider support network and community, as well as the difficulties they are experiencing, and work with them to find solutions.

This consultation focuses on long-term support provided to working age adults (someone aged between 18 and 64). We currently provide long-term support to over 2,500 working age adults.

Last year, our total net budget for adult social care services was £166 million. Around £50 million of this went on providing long-term packages of care to working age adults. We have provisionally budgeted to spend £247,000 less in 2019/20. This is a relatively small budget reduction of 0.5%.

At the moment, our average spend on packages of care is significantly higher than similar local authorities and we have more working age adults receiving long-term support. We also have a comparatively high number of people who are receiving their support in a residential or a nursing home setting.

Our findings

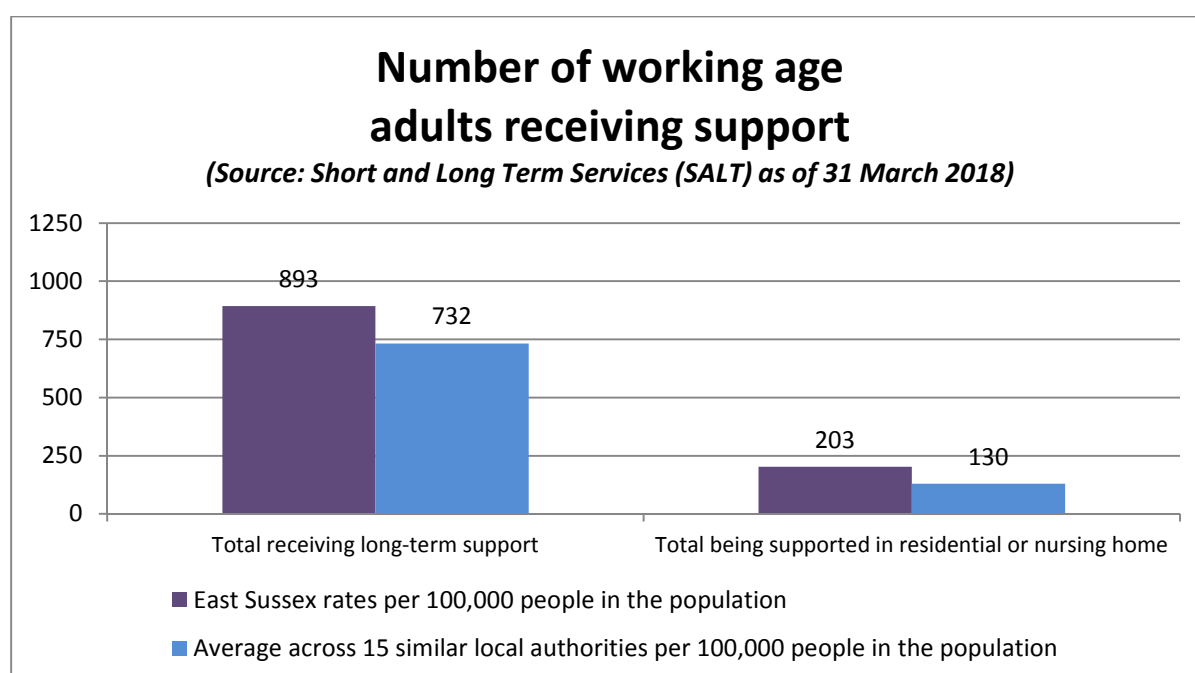
- **When we looked at the national data it showed that there are some clear areas of difference in terms of the number of people we support and how many people are supported in a residential or nursing setting. Our research shows that there may be opportunities to look at how we support people and do things differently. This should help bring our spend in to line with similar local authorities.**

We regularly compare our performance to similar local authorities using nationally collected data. This helps us to understand what we are doing well and areas where we can improve. It was through this work that we identified that we are supporting more working age adults and support more people in residential or nursing care.

National data comparison

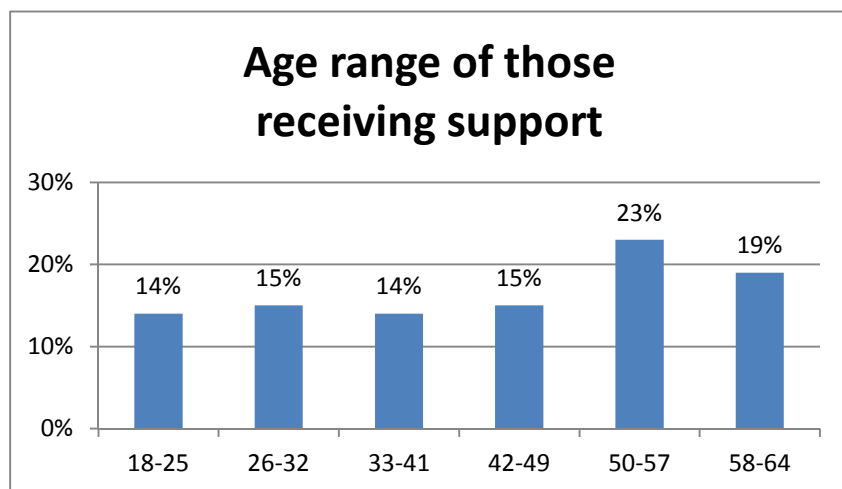
When we compared our data to similar local authorities, there were some clear areas of difference in terms of: the number of people we are supporting; how we are providing support to them, and how much we pay for residential and nursing services.

The chart below shows that for every 100,000 working age people living in East Sussex, 893 adults were receiving long-term support and 203 adults were living in a residential or nursing setting as of 31 March 2019. This is higher than the average number being supported by similar local authorities. (The total population of East Sussex was estimated to be 552,300 people in June 2017.)

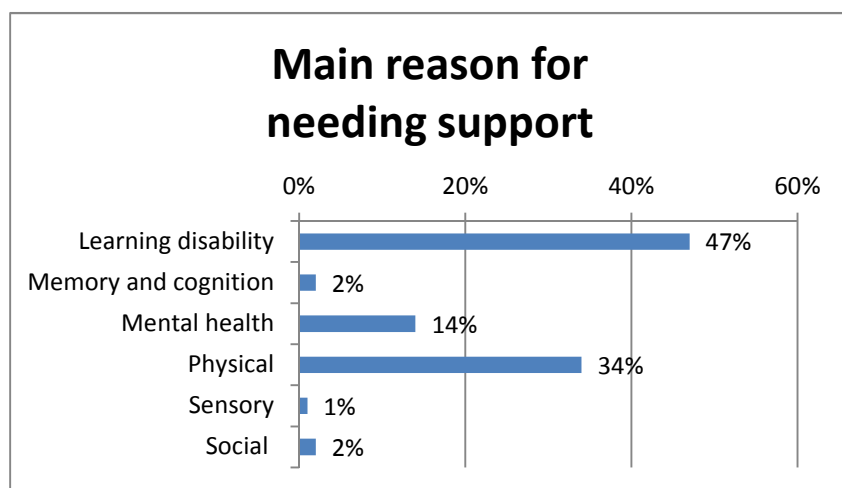


Our data

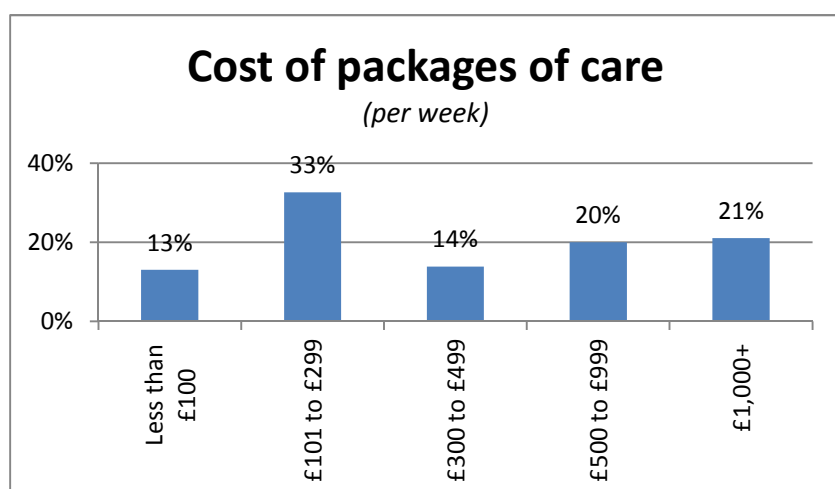
We know that we support more working age adults than similar local authorities. The charts below provide more information about the people we are supporting and how we are supporting them.



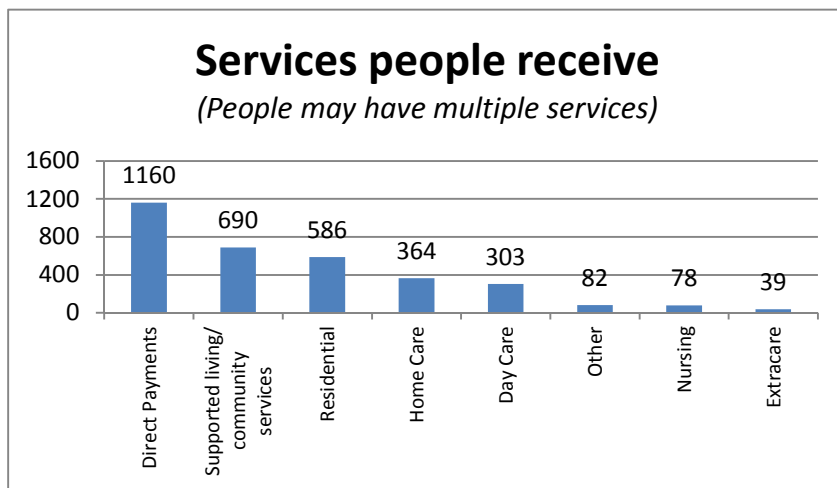
Nearly half of those who are receiving support are aged 50+.



Nearly half of those receiving support have a learning disability and just over a third have a physical disability.



The biggest group is the third who have packages that cost £101 to £299 per week.



Nearly half of those who are receiving support have a direct payment.

Audit of packages of care

We carried out a random audit of around 50 packages of care currently being provided to working age adults. While we found examples of good practice, the audit identified some issues that could be contributing to our higher spend.

- *Planning packages of care:* We could do a better job of building on people's strengths, maximising their independence and focusing our support on Care Act eligible needs.
- *Reviewing packages of care:* We could do a better job of taking people's changing needs into account when their support is reviewed.
- *Residential and nursing care:* We could do a better job of exploring whether residential or nursing care is the best and most cost-effective way of supporting people.

What are we planning to do?

- **We think we can improve the way we support working age adults and get the most from our limited budget. We have developed an action plan that should help bring our spend in to line with similar local authorities.**

We think there is more we can do to improve the way we support working age adults, building on their strengths and providing care that maximises their independence.

This would ensure that our limited budget is spent on the best and most cost-effective services and supports more people to stay living in their home for longer.

Based on what we've set out in this consultation, we have developed an action plan.

We think it will help us start to address the issues that we have identified.



Market development

We will review the services available in the community that support people to stay at home or in supported accommodation. This will help us to understand the effectiveness of the options and whether more work is needed to develop the market. This will be important if we are to avoid an overreliance on residential and nursing care.

We will also work with providers to understand why residential and nursing costs are higher in East Sussex. This could include looking at what the services offer to see if this is different to lower cost placements in other areas.



Review packages of care

We would carry out a programme of reviews of the support we provide to individual working age adults. We think it makes sense to prioritise who we review rather than reviewing everyone. This could be done through grouping people by their main support need; the cost of their care package; the area of the county they live in; or the type of support they get.

The aim of the reviews would be to ensure that:

- funded support is focused on meeting Care Act eligible needs,
- people's needs and the outcomes that their support will help to achieve are clearly set out,
- people's strengths are considered and opportunities for improving their independence are fully explored, and
- people's support is the best and most cost-effective way of meeting their eligible needs.

As with any review, this might mean people's support plan would need to change and the level of support they get might be reduced.

What happens next?

➤ **Members will make a decision in September about what happens next.**

Your views are an important part of the decision making process. What you tell us will help us to understand the issues and challenges we face in bringing our spend in to line with similar local authorities. We will also use your feedback to support our Equality Impact Assessment (EIA). We use EIAs to comply with the Equality Act 2010 and see what effect our proposals are likely to have on different groups in the community.

We will make a recommendation about what happens next, which will be considered by members in September 2019. In making their decision, members will consider our recommendation, the results of the consultation and the EIA, alongside client and market data.

The questionnaire

Please note that organisation and group responses should be agreed by a board, group, senior manager or relevant team leader. Employees or group members offering their personal views should complete the survey for individual responses. Please send us your response by 13 August 2019.

We would like to include a summarised version of your response alongside your organisation or group name in the public consultation results report.

Tick here if you are happy for us to use your response in this way

Q1) Please confirm your:

Organisation or group name:

Who the response is from:

(For example, the CEO or the Board, Head of service)

Email or postal address:

We are keen to hear what you think about:

- the results of our research,
- what you think about the proposed action plan,
- what the main challenge will be in supporting people differently, and
- any other comments or suggestions your organisation has.

You can upload your response via the consultation website, email it, or post it to us. Please include this front-sheet with your response.

Website: www.eastsussex.gov.uk/waa

Email: consultationASC@eastsussex.gov.uk

Address: WAA Support Consultation, North A Floor, County Hall, St Anne's Crescent, Lewes, BN7 1UE.